

Project Title: **Fall 2024 Online Evaluations (B)**

Survey Audience: **49**

Responses Received: **14**

Response Ratio: **28.57%**

Survey Summary:

The global means for graduate student courses are:

Overall, how would you rate this course?

Graduate: 4.37

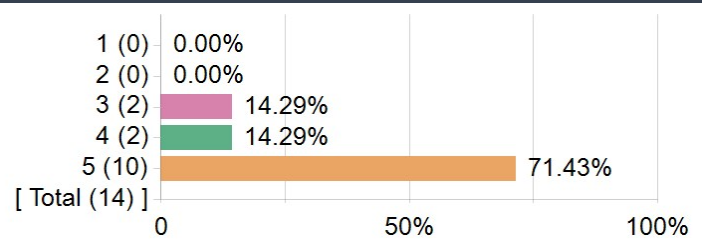
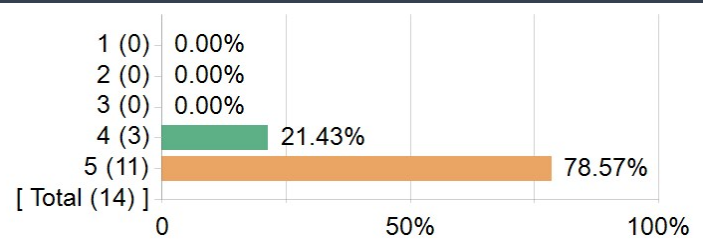
Overall, how would you rate the instructor?

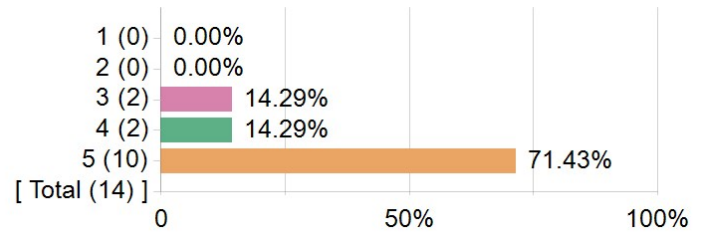
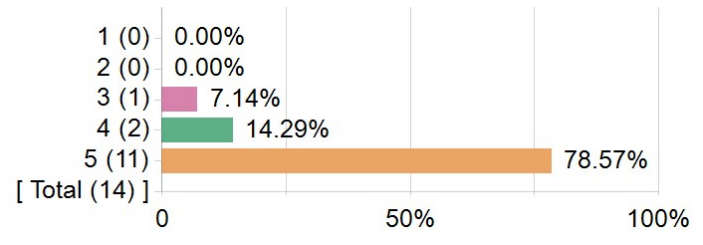
Graduate: 4.58

Evaluate Questions as follows: Mark the option you feel most appropriately describes the course / instructor

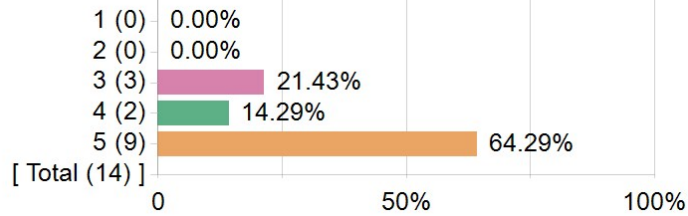
- **N/A - Question not applicable or don't know**
- **1 - One of the least effective, very low**
- **5 - Outstanding, one of the few, extremely high**

Competency Statistics	Value
Mean	4.61
Median	5.00
Mode	5
Standard Deviation	0.70

1. How effectively was the learning experience organized?	2. How well did the instructor demonstrate mastery of the subject?																								
																									
<table border="1"> <thead> <tr> <th>Statistics</th> <th>Value</th> </tr> </thead> <tbody> <tr> <td>Response Count</td> <td>14</td> </tr> <tr> <td>Mean</td> <td>4.57</td> </tr> <tr> <td>Median</td> <td>5.00</td> </tr> <tr> <td>Mode</td> <td>5</td> </tr> <tr> <td>Standard Deviation</td> <td>0.76</td> </tr> </tbody> </table>	Statistics	Value	Response Count	14	Mean	4.57	Median	5.00	Mode	5	Standard Deviation	0.76	<table border="1"> <thead> <tr> <th>Statistics</th> <th>Value</th> </tr> </thead> <tbody> <tr> <td>Response Count</td> <td>14</td> </tr> <tr> <td>Mean</td> <td>4.79</td> </tr> <tr> <td>Median</td> <td>5.00</td> </tr> <tr> <td>Mode</td> <td>5</td> </tr> <tr> <td>Standard Deviation</td> <td>0.43</td> </tr> </tbody> </table>	Statistics	Value	Response Count	14	Mean	4.79	Median	5.00	Mode	5	Standard Deviation	0.43
Statistics	Value																								
Response Count	14																								
Mean	4.57																								
Median	5.00																								
Mode	5																								
Standard Deviation	0.76																								
Statistics	Value																								
Response Count	14																								
Mean	4.79																								
Median	5.00																								
Mode	5																								
Standard Deviation	0.43																								

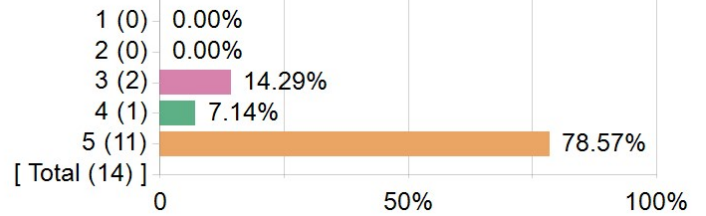
3. To what extent was the instructor committed to the learning process?	4. How rigorous was this learning experience?																								
																									
<table border="1"> <thead> <tr> <th>Statistics</th> <th>Value</th> </tr> </thead> <tbody> <tr> <td>Response Count</td> <td>14</td> </tr> <tr> <td>Mean</td> <td>4.57</td> </tr> <tr> <td>Median</td> <td>5.00</td> </tr> <tr> <td>Mode</td> <td>5</td> </tr> <tr> <td>Standard Deviation</td> <td>0.76</td> </tr> </tbody> </table>	Statistics	Value	Response Count	14	Mean	4.57	Median	5.00	Mode	5	Standard Deviation	0.76	<table border="1"> <thead> <tr> <th>Statistics</th> <th>Value</th> </tr> </thead> <tbody> <tr> <td>Response Count</td> <td>14</td> </tr> <tr> <td>Mean</td> <td>4.71</td> </tr> <tr> <td>Median</td> <td>5.00</td> </tr> <tr> <td>Mode</td> <td>5</td> </tr> <tr> <td>Standard Deviation</td> <td>0.61</td> </tr> </tbody> </table>	Statistics	Value	Response Count	14	Mean	4.71	Median	5.00	Mode	5	Standard Deviation	0.61
Statistics	Value																								
Response Count	14																								
Mean	4.57																								
Median	5.00																								
Mode	5																								
Standard Deviation	0.76																								
Statistics	Value																								
Response Count	14																								
Mean	4.71																								
Median	5.00																								
Mode	5																								
Standard Deviation	0.61																								

5. To what extent did the course increase your understanding of the subject?



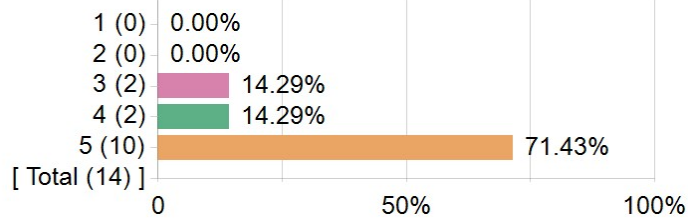
Statistics	Value
Response Count	14
Mean	4.43
Median	5.00
Mode	5
Standard Deviation	0.85

6. Overall, how would you rate this course?



Statistics	Value
Response Count	14
Mean	4.64
Median	5.00
Mode	5
Standard Deviation	0.74

7. Overall, how would you rate this instructor?



Statistics	Value
Response Count	14
Mean	4.57
Median	5.00
Mode	5
Standard Deviation	0.76

Comments to the instructor of this course

Comments
good
I believe that the course was taught at a very accelerated phase with a lot of focus on Assignments, it would have been better if the focus was on solving problems instead. I believe that Econometrics should be taught with a generic programming language in mind, the assignment feels more like they are based to teach R, rather than Econ. If the option to choose programming language for assignments can be implemented, I believe that would give more flexibility and could lead to better understanding of the course.
I really enjoyed the class. I thought the course was rigorous and reasonable. I enjoyed the math and stats the most. If I had one comment, I wish there was a little more coding in class because I thought parts on the homework were difficult without the use of Chat GPT.
Professor Dan did an excellent job explaining subjects in details.
Jacked guy fun to learn in his class
Yavorsky constantly impressed me with his mastery on the course material, not only did he provide well thought out, real world examples, he made sure that any advanced topic could be understood. This course was very difficult, yet fair.
I really enjoyed this course because it's not just theoretical but also provides practical techniques for handling real-world situations. Given the course's extensive depth and breadth within a limited timeframe, I would highly recommend providing a preparation list for future students. This would help them maximize their learning experience.
Lastly, I sincerely appreciate Professor Dan Yavorsky's contributions. He is incredibly knowledgeable and kind.
Best regards, Tong